

Rear Axle Housing Support Insulator (51.15.44)

Special Service Tools

502-009/5



E54148

Remover/Installer long 14mm bolt
502-009/5

51203



E54149

Bearing set for 14mm and 16mm bolt, 51203

502-009/1



E54150

Receiver cup rear differential rear bush
502-009/1

502-009/2



E54151

Remover rear differential rear bush
502-009/2

502-009/3




E54152

Installer rear differential rear bush
502-009/3

Removal

NOTE:

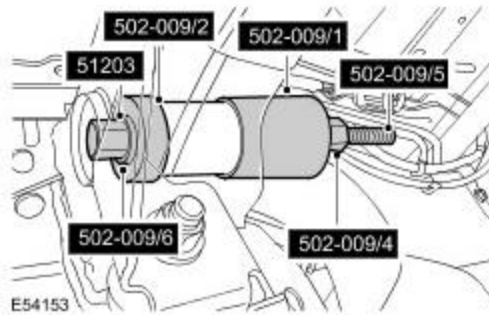
Take note of the fitted position of the bush.

1.  **WARNING:** Do not work on or under a vehicle supported only by a jack. Always support the vehicle on safety stands.

Raise and support the vehicle.

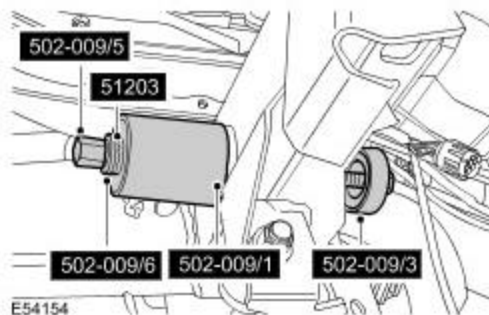
2. Remove the wheels and tires.
3. Remove the rear differential. For additional information, refer to [Axle Assembly \(51.15.01\)](#) (Section 205-02)


4. **NOTE:**
Take note of the fitted position of the bush.
Using the special tools, remove the rear axle housing support insulator.



Installation

1. Using the special tools, install the rear axle housing support insulator.



2. Install the rear differential. For additional information, refer to [Axle Assembly \(51.15.01\)](#) (Section 205-02)
3. Install the wheels and tires.
 Tighten the wheel nuts to 140 Nm (103 lb.ft).